

CONSTRUCTING BARRE CHORDS FROM THE BOTTOM - UP

1

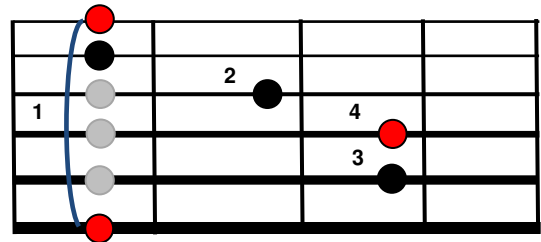
Barre chords are not hard to learn. Barre chords are a very powerful tool in the guitarists arsenal. Once barre chords are mastered, you can play **ANY** song! The most difficult part when first learning to play barre chords is getting all the notes to sound when you strum the chord, and knowing which frets to play on. Rather than focusing on strumming all 6-strings, the guitarist should learn to "break-down" a barre chord into more controllable segments, strumming just 3 strings.

In this lesson we are going to deconstruct the barre chord into smaller more manageable playing units. Not only will breaking down barre chords make them easier to play but will also give you more picking control, and chord options. With time and practice the full barre chord will become easier to play, and you will have achieved a better working knowledge of the fretboard!

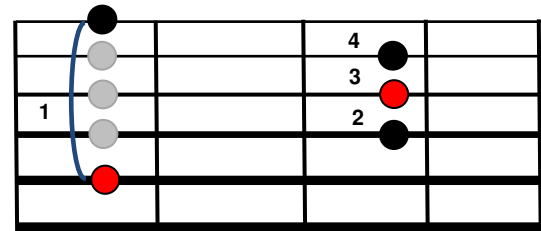
Remember: **THE ROOT NOTE IS THE KEY TO BARRE CHORD POSITION!** Thus, you **MUST** memorize the notes on the neck of the guitar.

Hint: Use Your Power Chord handout to help memorize note names on the fretboard of your guitar.

ROOT – 6 (E-FORM)



ROOT – 5 (A-FORM)



2

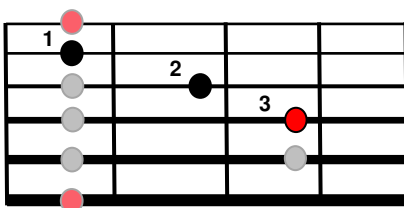
We will now learn the **MAJOR** and **MINOR** chord fingerings for both the Root – 6 and Root – 5 barre chord triad positions. Each chord voicing will be made up of a 3-note (or 3-string) chord segment. This chord segment is called a **TRIAD**. A chord triad is 3 or more notes strummed simultaneously. You will be given chord strumming handouts to help learn these basic chords. Play **ONLY** the notes that are brightly colored with the indicated fingering. The notes that are faint should not be played, but are only presented for clarification of how the chord triad relates to the larger barre chord.

THE MAJOR BARRE CHORD TRIAD

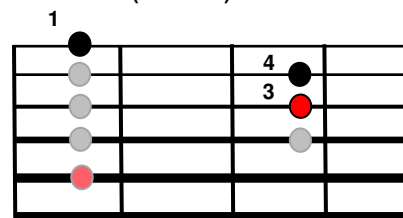
ROOT – 6 E-MAJOR 4-3-2 (STRINGS)

ROOT – 5 A-MAJOR 3-2-1 (STRINGS)

ROOT – 6 (E-FORM) TRIAD 4-3-2



ROOT – 5 (A-FORM) TRIAD 3-2-1

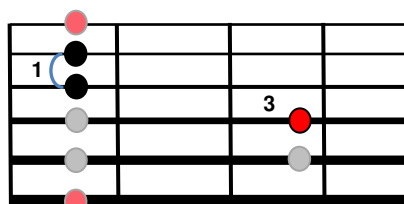


THE MINOR BARRE CHORD TRIAD

ROOT – 6 E-MINOR 4-3-2 TRIAD (STRINGS)

ROOT – 5 A-MINOR 3-2-1 TRIAD (STRINGS)

ROOT – 6 (Em-FORM) TRIAD 4-3-2



ROOT – 5 (Am-FORM) TRIAD 3-2-1

